

COMMITTEE T1
CONTRIBUTION

Document Number: T1A1.5/94-122

STANDARDS PROJECT: Analog Interface Performance Specifications for Digital Video
Teleconferencing/Video Telephony Service

TITLE: Sample Images of Test Scenes

ISSUE ADDRESSED: Video Quality Testing

SOURCE: National Telecommunications and Information Administration
Institute for Telecommunication Sciences
(Arthur Webster)

DATE: 28 March 1994

DISTRIBUTION TO: T1A1.5

KEYWORDS: Video Quality, Video Performance Specifications, Objective
Quality, Subjective Quality, Video Test Scenes

SAMPLE IMAGES OF TEST SCENES

1. INTRODUCTION

This contribution provides a single image from each of the 25 video test scenes that were used in the T1A1.5 VTC/VT subjective and objective testing. The following table gives the scene letter designation (a-y), the six-letter processing name, a short description, and the spatial information (SI) and temporal information (TI) values calculated as documented in the Appendix to the Draft standard T1A1.5/94-107.

Table 1:

Scene Letter	Scene Name	Description	SI	TI
a	vtc2mp	Woman at map, talking	82.3	4.3
b	vtc2zm	Woman at map with pointer, zoom	95.0	22.9
c	washdc	Map with hand & pencil	130.5	17.0
d	3inrow	Man talking, pan	81.7	30.8
e	boblec	Bob's lecture at chalkboard	64.8	21.9
f	vtc1nw	News Story (woman)	56.2	5.3
g	5row1	Five people in a row 1	77.3	8.5
h	flogar	Flower garden with windmill, pan	227.0	46.4
i	ftball	Football game	156.6	53.7
j	susie	Susie on telephone	58.7	24.6
k	disguy	Announcer (man)	48.8	8.8
l	disgal	Miss America	34.0	7.3
m	smity1	Salesman 1 (with box)	152.0	30.3
n	smity2	Salesman 2 (with magazine)	154.5	35.1
o	intros	Introductions, with pans	78.1	41.6
p	3twos	Three pairs of people, cuts	63.0	67.2
q	2wbord	Two people at whiteboard	68.7	66.8
r	split6	Split screen, 6 people	92.5	11.6
s	cirkit	Circuit diagram, zoom	237.7	48.0
t	rodmap	Roadmap, with pen	170.4	42.6
u	filter	Diagram on yellow pad	55.5	15.4
v	ysmite	Topographic map of Yosemite	88.7	16.0
w	vowels	Woman at whiteboard	114.3	17.8
x	inspec	Woman with viewgraph	46.8	12.8
y	fredas	Fred Astaire dancing	63.0	23.8


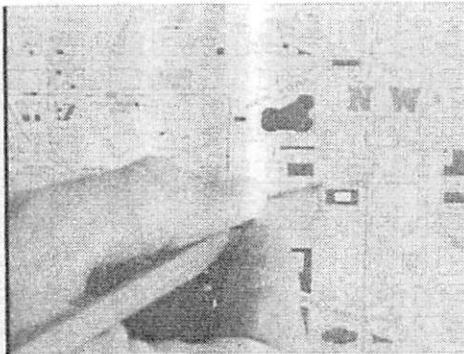
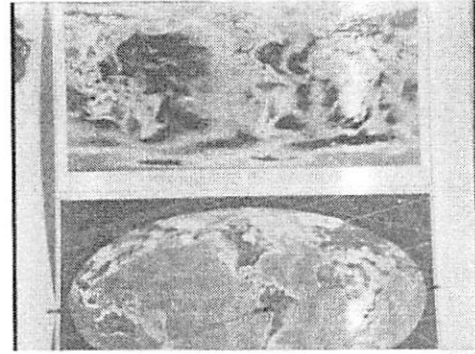


Figure 1. T1A1.5 VTC/VT Test Scenes—Sample Images

a) vtc2mp
c) washdc

b) vtc2zm
d) 3inrow

e) boblec




Figure 2. T1A1.5 VTC/VT Test Scenes—Sample Images

f) vtclnw
h) flogar

g) 5row1
i) ftball

j) susie





Figure 3. T1A1.5 VTC/VT Test Scenes—Sample Images

k) disguy
m) smity1

l) disgal
n) smity2

o) intros





Figure 4. T1A1.5 VTC/VT Test Scenes—Sample Images

p) 3twos
r) split6

q) 2wbord
s) cirkit

t) rodmap


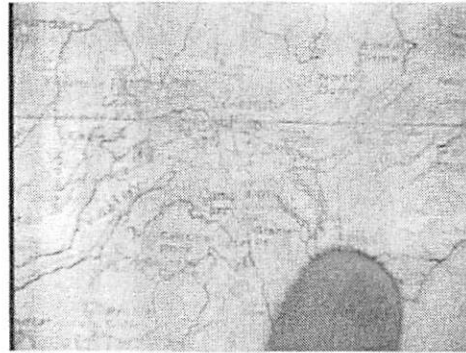
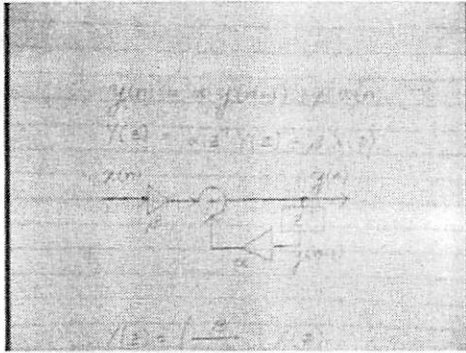


Figure 5. T1A1.5 VTC/VT Test Scenes—Sample Images

u) filter
w) vowels

y) fredas

v) ysmite
x) inspec