

Different quality metrics analyzed in the context of diverse sequences types

Wojciech Szmyd, Paweł Szulc, Lucjan Janowski

Goal of the project

- Analyse how video quality assessment metrics behave throughout diverse sequences compressed using different codecs and parameters
- Better understand non-reference metrics
- Reduce data centers storage and bandwidth usage
- Save billions of \$\$\$

Video sequences

- Netflix *Chimera* raw videos (700 GB total)
- Downloaded from *cdvl.org*, uploaded to Zeus supercomputer and preprocessed:
 - Chrominance downsampling to 4:2:0
 - Cut scenes to single shots
 - Cropping from 4096x2160 to 3840x2160 to get aspect ratio 16:9
 - Changing resolution from 3840x2160 to 1920x1080

Compression

Resolution\Codec	H264	H265
1920x1080	1, 2, 4, 8	0.5, 1, 2, 4
1280x720	0.5, 1, 2, 4	0.25, 0.5, 1, 2
854x480	0.25, 0.5, 1, 2	0.125, 0.25, 0.5, 1

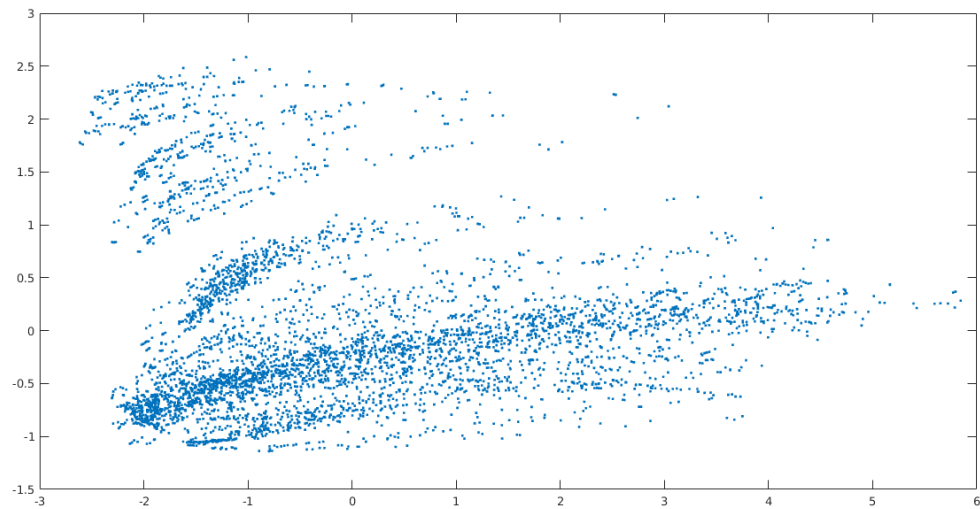

+ I frame interval: 8, 16, 64

$3*2*4*3*109$ (number of shots) = 7848 videos

Metrics analysis

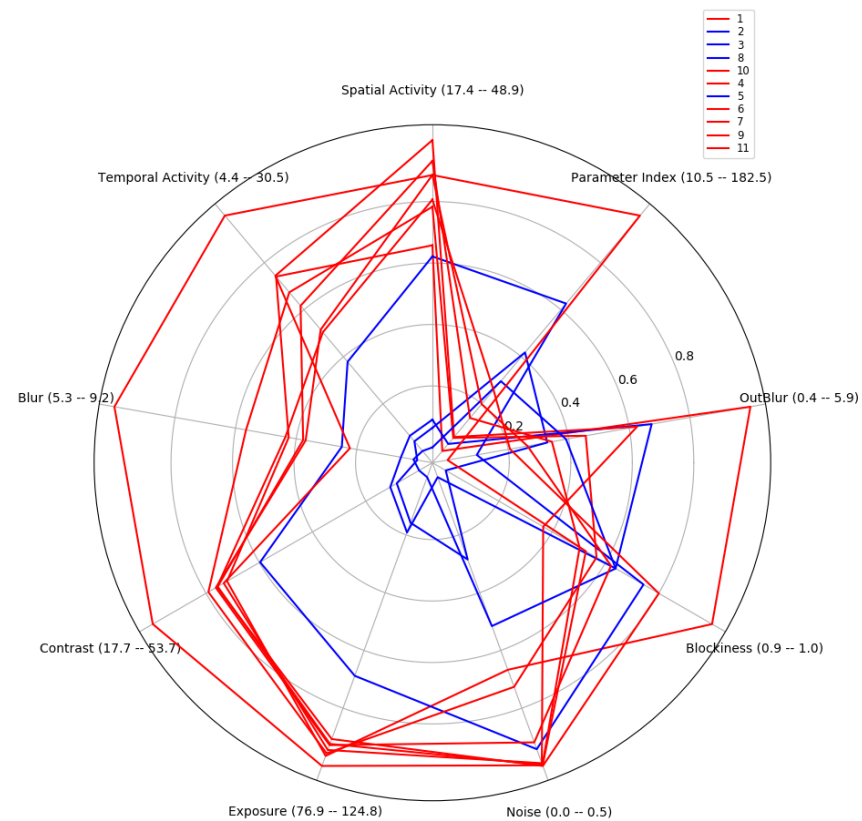
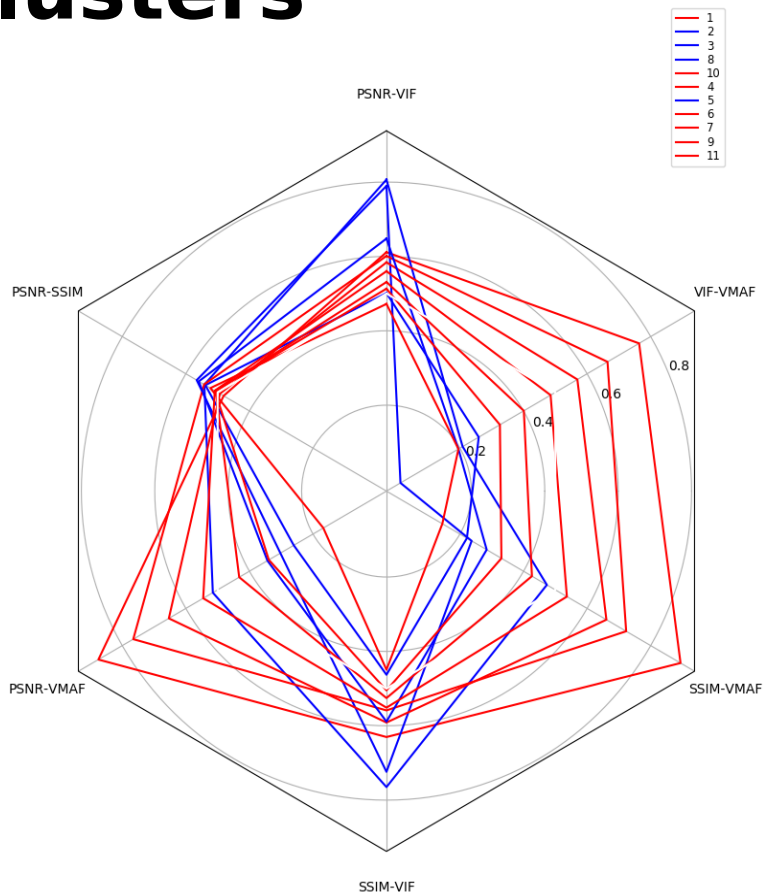
- Calculating FR metrics (VMAF, VIF, PSNR, SSIM) on upscaled decompressed videos and NR metrics (Temporal Activity, Spatial Activity, Blur, Brightness...) on original content
- Linearization of VIF, PSNR and SSIM with respect to MOS (VMAF considered as linear) and normalization
- Calculating differences between every pair of metrics for each sequence and clustering them in this six dimensional space
- Analysis of NR metrics and compression parameters in FR-defined clusters

Clusters

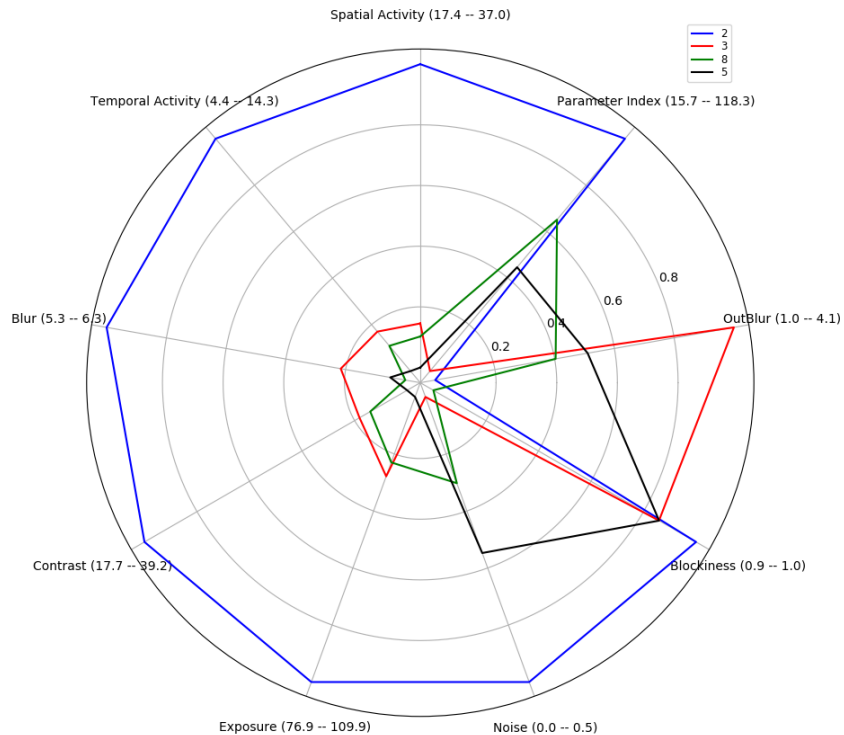
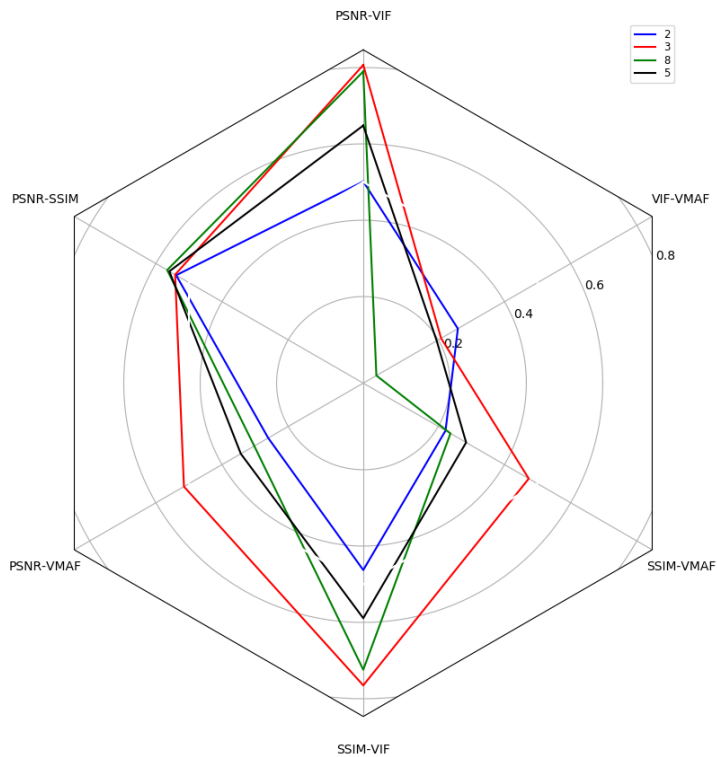




Clusters



Dark clusters



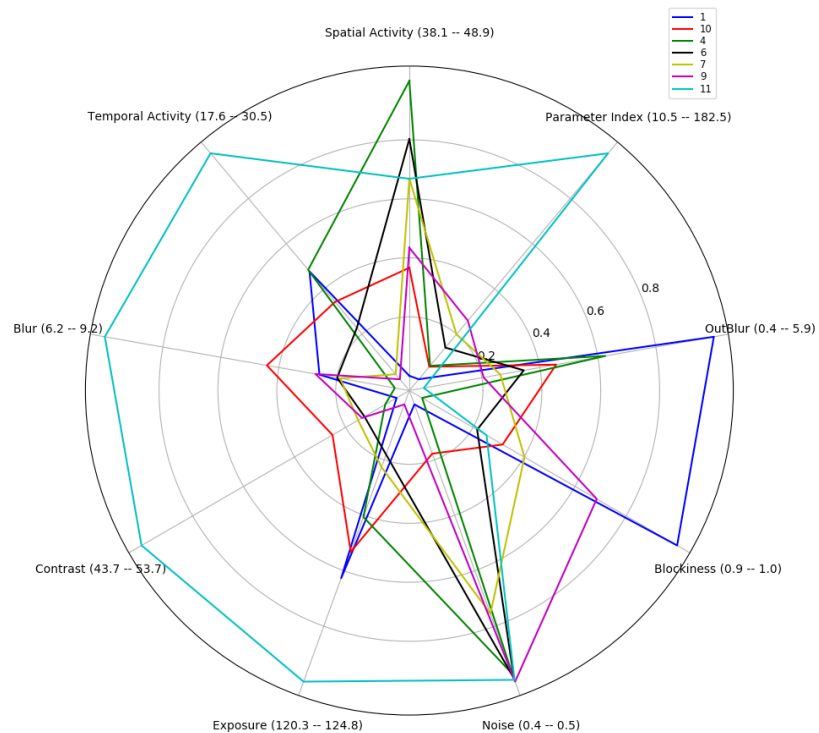
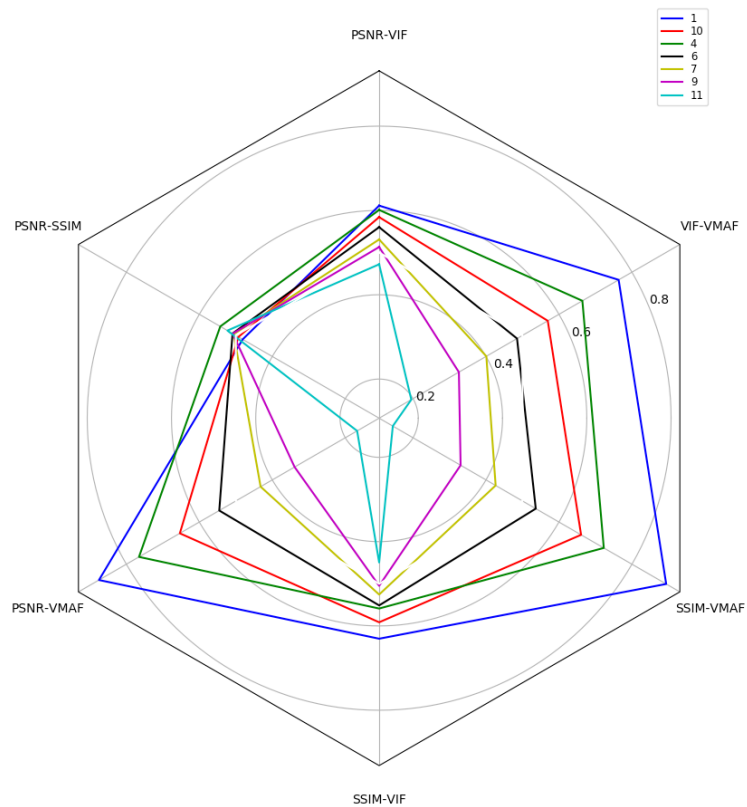
Dark clusters - cluster details

- Cluster #2 - huge cluster (20% of corpus), various sequences with mean exposure slightly below average, compressed with high bitrates and resolutions
- Cluster #3 - mostly consists of videos showing couple dancing on dark background, compressed with the lowest bitrates
- Cluster #5 - family eating and talking in dark room, average bitrates
- Cluster #8 - content similar to cluster #3, much higher bitrates and resolutions

Dark clusters - observations

- VMAF gives highest quality prediction, VIF - the lowest
- Subjective analysis of clusters #3 and #8 shows that VMAF is right there
- Cluster #2 - VIF results are closer to reality than in 3 and 8, still worse than VMAF

Bright clusters



Bright clusters - cluster details

- Most common videos in cluster #1 are bright and have high value of temporal activity: rollercoaster ride and basketball game in the daylight, very low bitrates and resolutions. Cluster #4 has similar content but much higher bitrates and resolutions.
- Clusters #6, #7 and #9 have a wide range of sequence types and compression parameters.
- Cluster #10 consists of videos with high spatial activity and blur
- Sequences in cluster #11 have the highest values of brightness, temporal activity, blur and compression parameters

Bright clusters - observations

- VMAF is very sensitive to compression parameters changes
- VIF is reluctant to give highest scores, for average videos it's close to reality
- Cannot prove VMAF is wrong

Results

- No big difference between PSNR and SSIM
- There is a correlation between content type and metric accuracy
- All metrics behave similarly for sequences compressed with H264 and H265 codecs
- VIF is too strict for dark videos without many details compressed with higher bitrates

Thank you